

Deck PAR 20
 Please place PAR 20 on floor mount.
 Designer will determine placement at focus.

Note: Please hang all house lights as close to grid height as possible.

Instrument Key

- ETC Source Four 36" - 575w
- ETC Source Four 50" - 575w
- ETC Source Four 50" - 750w
- ETC Source Four PARNel - 575w
- ETC Source Four PARNel - 750w
- PAR20 WFL - 100w
- House Light - 60w

Label Legend

Color
 Unit #
 Hang Notation
 Channel
 + indicates that there are two colors

Hang Notations

- A Hang - Yolk straight out in front, unit at a 45° angle.
- B Hang - Yolk straight out in back, unit at a 45° angle.
- C Hang - Yolk at a 45° angle, unit pointing straight down.
- D Hang - Yolk straight down, unit at a 45° angle.

Notes

- Please have 4 extra 6" cuts of R88, R388, R09, R08, R61, R360, and R3208 available for spare units
- Please speak with the lighting designer about running spare circuits around the space
- Please have spare R119 and PARNel barndoors at focus

BOSTON CENTER for American Performance

264 Huntington Avenue

Director: Elaine Vaan Hogue
 Scenic Designer: Liz Panneton
 Lighting Designer: Kayleigha Zawacki
 Assistant LD: Harrison Burke
 Master Electrician: Keithlyn Parkman
 Drafted By: KEZ

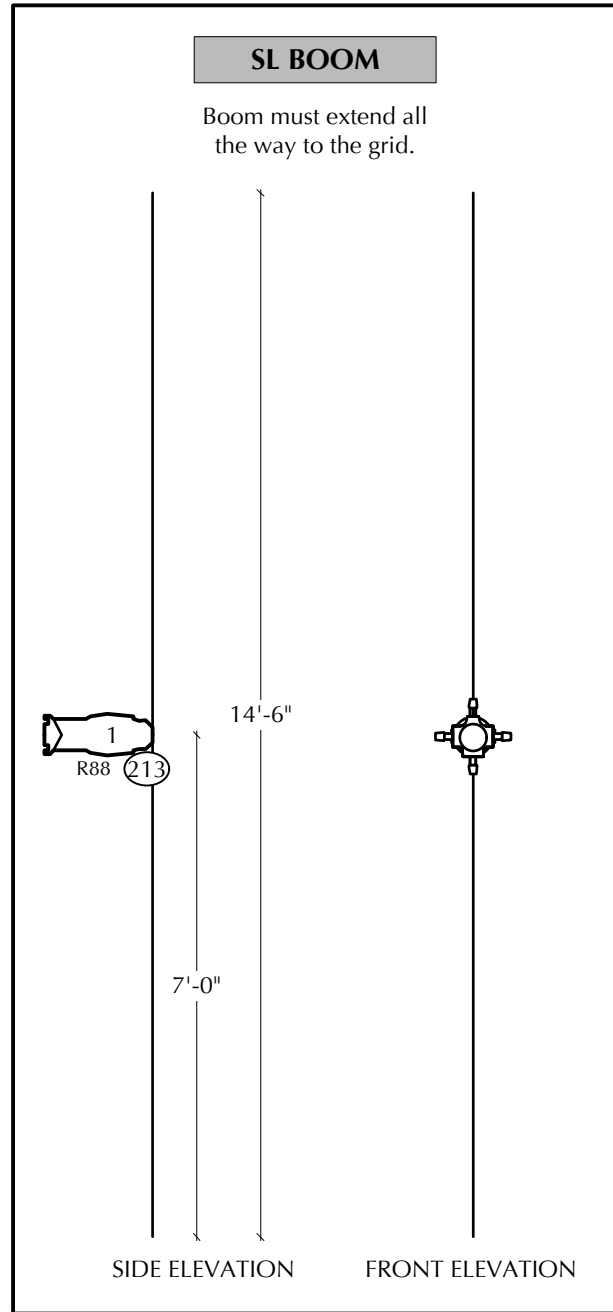
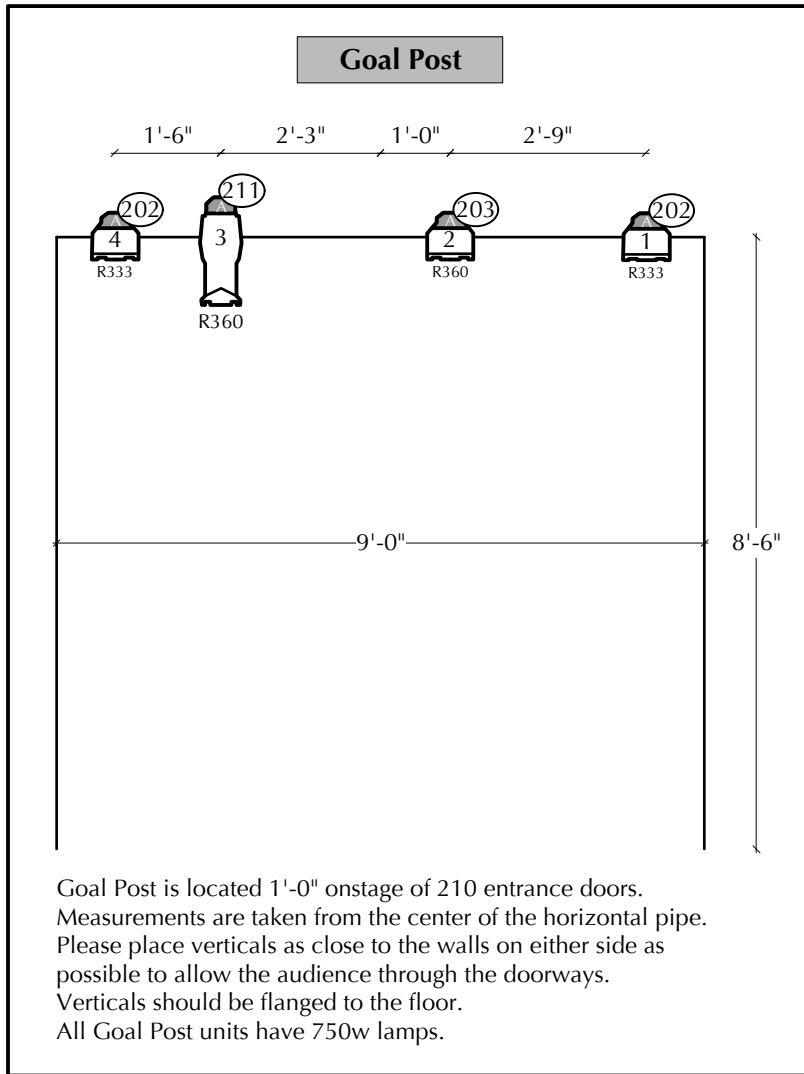
253-279-2200
 kayleighadesign@gmail.com
 319-541-9889
 hpburke@fas.edu
 91-742-7874
 kparkman@fas.edu

Date: 10/21/2013
 Revised: 11/7/2013 - HB
 Scale: 3/8" = 1'0"


Plate #: **1** of 2

Metamorphosis


Light Plot



Instrument Key



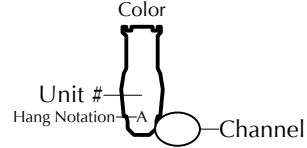
ETC Source
Four 50• - 750w



ETC Source
Four PARNel - 750w

Label Legend

Color



Unit # —
Hang Notation — A — Channel



Boston Center for
American Performance

264 Huntington Avenue

Director: Elaine Vaan Hogue
 Scenic Designer: Liz Panneton
 Lighting Designer: Kayleigha Zawacki
 Assistant LD: Harrison Burke
 Master Electrician: Keithlyn Parkman
 Drafted By: KEZ

Date: 10/21/13
 Revised:
 Scale: 3/8" = 1'0"

Plate #:
2
 of
 2

Metamorphosis

Elevations